



District Report Card: 2017


State: Andhra Pradesh	District: Guntur
Class: 8	Subject: Language
Schools: 51	Students: 1158


Participation/Coverage


Students

<div>GENDER</div> <div></div>	Boys				Girls			
	Number		%		Number		%	
	529		45.68		629		54.32	

<div>AREA</div> <div></div>	Rural				Urban			
	Number		%		Number		%	
	781		67.44		377		32.56	

<div>CATEGORY</div> <div></div>	SC		ST		OBC		GEN	
	Number	%	Number	%	Number	%	Number	%
	335	28.93	86	7.43	566	48.88	171	14.77

<div>CWSN</div> <div></div>	LD	VI	HI	S&LD	ID	Oth
	2	2	0	0	1	29

<div>Management</div> <div></div>	Government			Government-aided		
	Number		%	Number		%
	1037		89.55	121		10.45

Average Performance of Students in Language (%)

Overall	Gender		Area		Management		Social Group			
	Male	Female	Rural	Urban	Govt.	Aided	SC	ST	OBC	GEN
58.57	58.65	58.49	57.77	60.21	58.28	61.05	55.28	52.79	60.52	61.44

Performance on Learning Outcomes (LOs)

Learning Outcomes	Description	Average Performance(%)
L813	Read textual/non-textual materials with comprehension and identifies the details, characters, main idea and sequence of ideas and events while reading	58.57

Range of Performance of Students who Answered Correctly							
Below 30%		30% - 50%		50% - 75%		Above 75%	
Number	%	Number	%	Number	%	Number	%
118	10.19	266	22.97	536	46.29	238	20.55

Lowest Performing Learning Outcomes (LOs)

1 - Read textual/non-textual materials with comprehension and identifies the details, characters, main idea and sequence of ideas and events while reading (58.57)